

[Portada](#)[En Directo](#)[Noticias](#)[Agenda](#)[Galerías](#)[Archivo](#)

30 Subida La Faya Los Lobos

13 Julio 2019 · Asturias

































[Noticias](#)[Online](#)[Equipos](#)

Clasificación General

Turismos

[Itinerario](#)[Información Online](#)

Clasificación General											
POS	N	EQUIPO	VEHÍCULO	CATEGORÍA	GRUPO	M. ENT.	1 OFICIAL	2 OFICIAL	3 OFICIAL	TOTAL	DIF
1	8	V. PARDEIRO	PORSCHE 997 GT3 CUP RALLYE	1/7	1/GT	3:22.383	3:18.707	3:18.431		6:37.138	+0.000 +0.000
2	17	A. ORDOÑEZ	VOLKSWAGEN POLO N5	2/7	1/N5	3:21.149	3:19.544	3:20.181	3:17.731	6:37.275	+0.137 +0.137
3	9	H. MARTINEZ	SEAT LEON SUPERCOPA	1/13	1/A2	3:31.214	3:28.563	3:28.373	3:27.021	6:55.394	+18.256 +18.119
4	15	D. GARCIA	RENAULT R5 GT TURBO	1/9	1/XT	3:34.326	3:28.993	3:29.491	3:28.900	6:57.893	+20.755 +2.499
5	40	D. MONTES	PEUGEOT 205 RALLYE	1/8	1/X	3:31.932	3:31.010	3:29.541	3:29.410	6:58.951	+21.813 +1.058
6	11	C. ALVAREZ	SEAT LEON	2/13	2/A2	3:36.459	3:33.156	3:31.740	3:31.354	7:03.094	+25.956 +4.143
7	42	J. GAZQUEZ	CITROEN SAXO	2/8	2/X	3:34.287	3:33.858	3:32.803	3:31.989	7:04.792	+27.654 +1.698
8	14	A. MONTES	CITROEN AX A1/2	1/12	3/A2	3:39.362	3:34.134	3:33.965	3:31.377	7:05.342	+28.204 +0.550
9	39	B. CRESPO	PEUGEOT 106 S16	3/8	3/X	3:37.542	3:35.346	3:33.684	3:32.978	7:06.662	+29.524 +1.320
10	44	R. VALDES	PEUGEOT 106 S16	4/8	4/X	3:38.049	3:36.141	3:34.691	3:35.260	7:09.951	+32.813 +3.289
11	18	I. GARCIA	CITROEN DS3	1/5	1/R3T		3:36.605	3:36.189	3:34.227	7:10.416	+33.278 +0.465
12	69	E. SUAREZ	FORD ESCORT MK2	1/2	1/H	3:46.448	3:35.263	3:36.111	3:35.404	7:10.667	+33.529 +0.251
13	27	A. VILLAZON	BMW E36	1/10	5/X	3:41.356	3:38.178	3:36.125	3:34.711	7:10.836	+33.698 +0.169
14	43	J. FERNANDEZ	CITROEN SAXO	5/8	6/X	3:37.495	3:35.383	3:41.266	3:35.758	7:11.141	+34.003 +0.305
15	28	I. RODRIGUEZ	BMW 320 i	2/10	7/X	3:59.604	3:37.081	3:36.363	3:45.465	7:13.444	+36.306 +2.303
16	19	J. RODRIGUEZ	FORD FIESTA RZ	6/8	8/X	3:40.685	3:38.402	3:40.199	3:37.314	7:15.716	+38.578 +2.272
17	41	J. MONTEQUIN	CITROEN AX	7/8	9/X	3:40.217	3:38.322	3:38.426	3:37.481	7:15.803	+38.665 +0.087
18	35	E. PELAEZ	RENAULT CLIO	2/9	10/X	3:40.335	3:40.324	3:39.645	3:38.251	7:17.896	+40.758 +2.093
19	30	J. ALVAREZ	BMW M3 E36	3/10	11/X	3:44.289	3:38.675	3:39.224	3:39.416	7:17.899	+40.761 +0.003
20	22	R. ANDRES	PEUGEOT 206 XS	1/4	1/A	3:43.846	3:40.946	3:39.231	3:39.997	7:19.228	+42.090 +1.329
21	45	C. HEVIA	CITROEN SAXO VTS	8/8	12/X	3:42.046	3:39.128	3:41.036	3:40.280	7:19.408	+42.270 +0.180
22	47	J. MONTES	PEUGEOT 205 RALLYE	9/8	13/X	3:46.323	3:40.518	3:41.385	3:40.768	7:21.286	+44.148 +1.878
23	51	D. FERNANDEZ	PEUGEOT 205 RALLYE	10/8	14/X	3:43.466	3:43.659	3:41.582	3:41.227	7:22.809	+45.671 +1.523
24	71	D. SUAREZ	RENAULT CLIO SPORT	2/2	1/N	3:51.805	3:43.986	3:43.527	3:43.460	7:26.987	+49.849 +4.178
25	63	H. IGLESIAS	PEUGEOT 106 S16	2/4	1/SA	3:46.534	3:45.724	3:44.093	3:43.117	7:27.210	+50.072 +0.223

26	33		J. MARTINEZ -	BMW 325 i	4/10	15/X	4:25.404	3:50.864	3:46.624	3:47.894	7:34.518	+57.380 +7.308
27	21		S. MARTINEZ -	CITROEN SAXO VTS	3/4	2/A	3:49.160	3:49.845	3:48.654	3:46.895	7:35.549	+58.411 +1.031
28	37		C. GARCIA -	OPEL CORSA GSI	3/9	16/X	3:56.764	3:50.324	3:48.702	3:47.554	7:36.256	+59.118 +0.707
29	23		C. FERNANDEZ -	PEUGEOT 206 XS	4/4	3/A	3:50.930	3:49.012	3:49.231	3:52.098	7:38.243	+1:01.105 +1.987
30	48		D. SANCHEZ -	PEUGEOT 106	11/8	17/X	4:03.976		3:49.734	3:50.581	7:40.315	+1:03.177 +2.072
31	24		G. EXPOSITO -	CITROEN SAXO VTS 16V	5/4	4/A	3:55.754	3:51.115	3:50.903	3:49.906	7:40.809	+1:03.671 +0.494
32	31		J. FERNANDEZ -	BMW 325 E30	5/10	18/X	3:52.164	3:51.946	3:49.540		7:41.486	+1:04.348 +0.677
33	34		S. RODRIGUEZ -	BMW E30 325 i	6/10	19/X	3:58.913	3:51.155	3:56.061	3:51.573	7:42.728	+1:05.590 +1.242
34	6		V. CARVALLO -	AUDI TT	1/15	1/E2 SH	3:53.475	3:50.679	3:52.180		7:42.859	+1:05.721 +0.131
35	73		R. BRAÑA -	CITROEN SAXO VTS	1/1	2/N	4:02.843	3:53.073	3:50.941	3:59.442	7:44.014	+1:06.876 +1.155
36	66		A. ALVAREZ -	PEUGEOT 106 S16	6/4	2/5A	3:55.166		3:54.609	3:51.726	7:46.335	+1:09.197 +2.321
37	36		D. HEVIA -	OPEL CORSA	4/9	20/X	3:54.621		4:00.692	3:49.505	7:50.197	+1:13.059 +3.862
38	46		A. DOMINGUEZ -	PEUGEOT 106	12/8	21/X	4:07.601	4:02.193	3:57.015	3:54.825	7:51.840	+1:14.702 +1.643
39	53		J. MONTES -	PEUGEOT 205 GTI	13/8	22/X	4:03.986	3:55.087	3:59.704	3:57.629	7:52.716	+1:15.578 +0.876
40	72		J. RUA -	CITROEN SAXO VTS	2/1	3/N	4:02.732	3:57.468	3:58.475	3:55.897	7:53.365	+1:16.227 +0.649
41	25		F. SANCHEZ -	CITROEN SAXO	7/4	5/A	3:58.886	3:58.877	3:57.950	4:04.640	7:56.827	+1:19.689 +3.462
42	49		M. GARCIA -	CITROEN AX	14/8	23/X	3:59.854	3:55.361	4:09.213	4:02.023	7:57.384	+1:20.246 +0.557
43	52		J. IGLESIAS -	PEUGEOT 205 GTI	15/8	24/X	4:02.958	4:03.079	4:00.769	3:57.223	7:57.992	+1:20.854 +0.608
44	56		J. BUENO -	PEUGEOT 106	16/8	25/X	3:58.132	4:00.460	4:00.196	3:58.648	7:58.844	+1:21.706 +0.852
45	59		J. MENENDEZ -	CITROEN AX	17/8	26/X	4:10.145	4:01.339	4:01.008	3:59.240	8:00.248	+1:23.110 +1.404
46	20		M. FERNANDEZ -	PEUGEOT 206	2/5	6/A	4:18.644	4:01.589	4:01.727	4:00.225	8:01.814	+1:24.676 +1.566
47	32		A. CALIXTO -	BMW 325 i	7/10	27/X	4:08.077	4:06.800	3:59.436	4:04.039	8:03.475	+1:26.337 +1.661
48	65		A. GRANDA -	PEUGEOT 106	8/4	3/5A	3:57.436	4:00.210		4:05.319	8:05.529	+1:28.391 +2.054
49	50		B. IGLESIAS -	PEUGEOT 205 RALLYE	18/8	28/X	4:04.775		4:05.185	4:00.675	8:05.860	+1:28.722 +0.331
50	75		P. VILLAMIL -	CITROEN SAXO	3/1	4/N	4:20.561	4:05.916	4:05.009	4:05.630	8:10.639	+1:33.501 +4.779
51	67		I. GARCIA -	FORD FIESTA XR2 i	19/8	29/X	4:09.926	4:06.197	4:07.416	4:05.983	8:12.180	+1:35.042 +1.541
52	57		I. MENENDEZ -	CITROEN SAXO	20/8	30/X	4:11.301	4:10.077	4:06.918	4:05.397	8:12.315	+1:35.177 +0.135
53	55		L. RODRIGUEZ -	PEUGEOT 106	21/8	31/X	7:02.782	4:07.860	4:09.170	4:16.856	8:17.030	+1:39.892 +4.715
54	60		C. GARCÍA -	CITROEN SAXO VTS	22/8	32/X	4:14.078	4:09.227	4:10.887	4:07.837	8:17.064	+1:39.926 +0.034
55	54		S. RODRIGUEZ -	CITROEN SAXO	23/8	33/X	4:37.696		4:12.745	4:09.723	8:22.468	+1:45.330 +5.404
56	76		J. GARCIA -	PEUGEOT 208 1.2 PURE TECH	1/3	1/N3	4:12.497	4:10.589	4:11.984	4:13.079	8:22.573	+1:45.435 +0.105
57	26		P. VAQUERO -	PEUGEOT 206 XS	9/4	7/A	4:21.806	4:25.845	4:17.868	4:14.573	8:32.441	+1:55.303 +9.868